ALSO AVAILABLE

RENAULT MASTER (2020-2023)
GRILLE INTEGRATION KIT

RENAULT TRAFIC (2019-2022)
GRILLE INTEGRATION KIT

FORD TRANSIT CUSTOM (2024+)
GRILLE INTEGRATION KIT

VW TRANSPORTERS (T6, T6.1 & T7)
GRILLE INTEGRATION KIT

MAN TGE (2017+)
GRILLE INTEGRATION KIT

UTILITY SERIES
LED WORK LIGHTS

BLACK LENS COVER
ACCESSORIES

AMBER LENS COVER
ACCESSORIES

FITTING INFORMATION

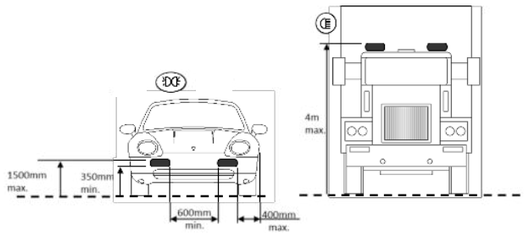

EN Lamps with integrated Position light may need to be positioned according to the above sketch. If an additional pair of position lights is not permitted (e.g. in Switzerland, Austria), the position light should be disconnected. The legal regulations in individual countries must be observed.

FR Lors du montage d'un phare de complement avec feu de position intégré, toutes les cotes de montage supplémentaires indiquées dans le croquis ci-dessus doivent être respectées. Si ces spécifications de montage légales ne sont pas respectées, ou si l'utilisation d'une paire supplémentaire de feux de position n'est pas autorisée (Suisse, Autriche), le feu de position ne doit pas être utilisé. Dans ce cas, les cables du feu de position doivent être débranchés. La législation spécifique à chaque pays doit être observée.

DE Bei Anbau eines Zusatzscheinwerfers mit integriertem Positionslicht sind in Deutschland alle in nebenstehender Skizze aufgefuehrten zusaetzlichen Anbaumaße einzuhalten. Solten diese gesetzlichen Anbauvorschriften nicht eingehalten werden, bzw. die Benutzungeines zusaetzlichen Paares Positionsleuchten nicht zulaessig sein (CH, A) darf das Positionslicht nicht betrieben werden. Landesspezifische Gesetzeslage ist zu beachten.

NO Lamper med posisjonslys / parklys må muligens plasseres ifølge tegningen over. NB: i Norge er det kun lov med to parklys totalt.

SE Lampor med integrerat positionsljus rekommenderas att placeras enligt ovanstående skiss. Om det inte är tillåtet med ytterligare ett par positionsljus på fordonet (t.ex. i Schweiz, Österrike), bör positionsljuset kopplas bort. Lagstiftningen ska följas enligt varje enskilt land.

FI Parkkivaloilla varustetut mallit tulee asemoida yllä olevan piirroksen mukaisesti. Mikäli parkkivalot eivät ole maakohtaisesti (mm. Sveitsi, Itävalta) laillisia tieliikenteeseen, ei niitä tule kytkeä käyttöön. Maakohtaisia liikennelain asetuksia tulee aina noudattaa.

WHAT'S INCLUDED

- 4x Grille Mounting Brackets
- 4x Cutter Guides
- Anti-Theft Fasteners & Key
- Fitting Instructions

Additionally - Kit Includes:
- 2x High Performance LED Lights (Triple-R 750)
- 1x Two-Lamp Wiring Kit

TOOLS REQUIRED

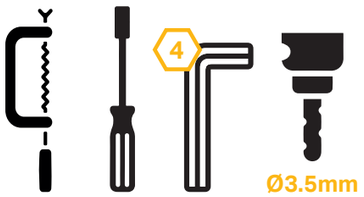

LAZER
HIGH PERFORMANCE LIGHTING

WWW.LAZERLAMPS.COM

+44 (0)1992 677374
sales@lazerlamps.com

Lazer Lamps Ltd, Calder House, Central Road,
Harlow, Essex. CM20 2ST. UK

MADE IN THE UK /LAZERLAMPS /LAZERLAMPS

LAZER
HIGH PERFORMANCE LIGHTING

RENAULT TRAFIC (2023+)

TRIPLE-R 750 GRILLE INTEGRATION KIT

FITTING INSTRUCTIONS

INSTALLATION PROCESS

Install should be completed with the grille left on the vehicle.

1
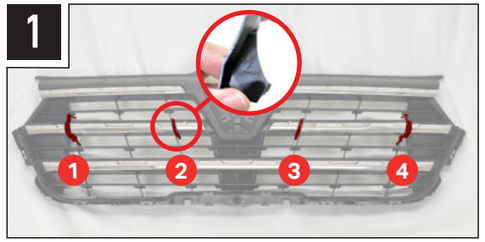

5


2

6

3


7

4

8

TORQUE VALUES



ELECTRICAL CONNECTION

TRIPLE-R 750

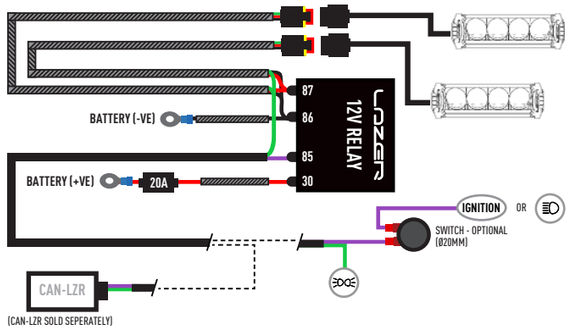

TRIPLE-R 750 ELITE

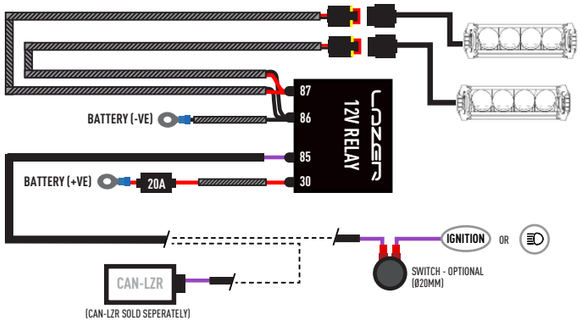

TRIPLE-R - POSITION LIGHT FUNCTION (OPTIONAL)



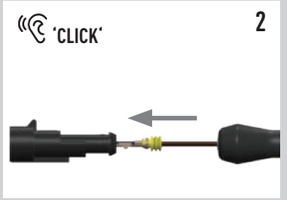

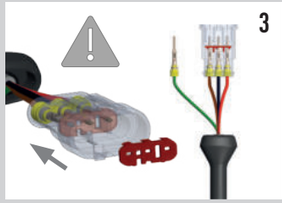

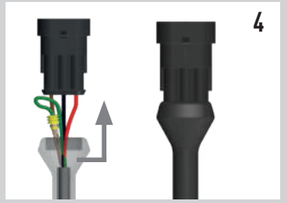

CAN INTEGRATION

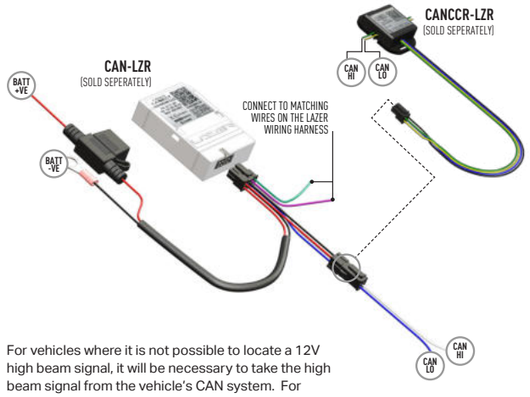

For vehicles where it is not possible to locate a 12V high beam signal, it will be necessary to take the high beam signal from the vehicle's CAN system. For vehicle specific CAN instructions, please download the "CANM8 Cannect" App.